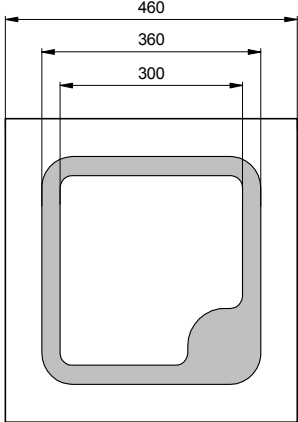


Wavelength range	Type	Technology	Electrodes
Green, selective	Integrated filter	GaP	P (anode) up

	typ. dimensions (μm)	
	typ. thickness 260 (±20) μm anode gold alloy, 1.5 μm cathode gold alloy, 0.5 μm	Description Narrow bandwidth and high spectral sensitivity in the range of max. eye responsivity (480...560 nm), low cost chip Applications Nearly λ _a matched detection, measurement systems, daylight sensors

Miscellaneous Parameters

T_{amb} = 25°C, unless otherwise specified

Parameter	Test conditions	Symbol	Value	Unit
Active area		A	0.17	mm ²
Operating temperature range		T _{amb}	-40 to +125	°C
Storage temperature range		T _{stg}	-40 to +125	°C
Temperature coefficient of I _D	T = -40...120°C	TC _{ID}	4.7	%/K
Temperature coefficient of I _{PH}	T = -40...120°C	TC _{IPH}	0.25	%/K
Temperature coefficient of λ _c	T = -40...120°C	TC _{λc}	0.15	nm/K

Optical and Electrical Characteristics

T_{amb} = 25°C, unless otherwise specified

Parameter	Test conditions	Symbol	Min	Typ	Max	Unit
Breakdown voltage ³	I _R = 10 μA	V _R	5			V
Dark current	V _R = 5 V	I _D		5	30	pA
Peak sensitivity wavelength	V _R = 0 V	λ _p		525		nm
Responsivity at λ _p ¹	V _R = 0 V	S _λ	0.04	0.08		A/W
Responsivity at λ _p ²	V _R = 0 V	S _λ	0.15	0.3		A/W
Sensitivity range at 1% ¹	V _R = 0 V	λ _{min} , λ _{max}	410		580	nm
Spectral bandwidth at 50%	V _R = 0 V	Δλ _{0.5}		70		nm
Junction capacitance	V _R = 0 V	C _J		25		pF
Switching time (R _L = 50 Ω)	V _R = 1 V	t _r , t _f		30		ns

¹Measured on bare chip on TO-18 header

²Measured on epoxy covered chip on TO-18 header

³information only

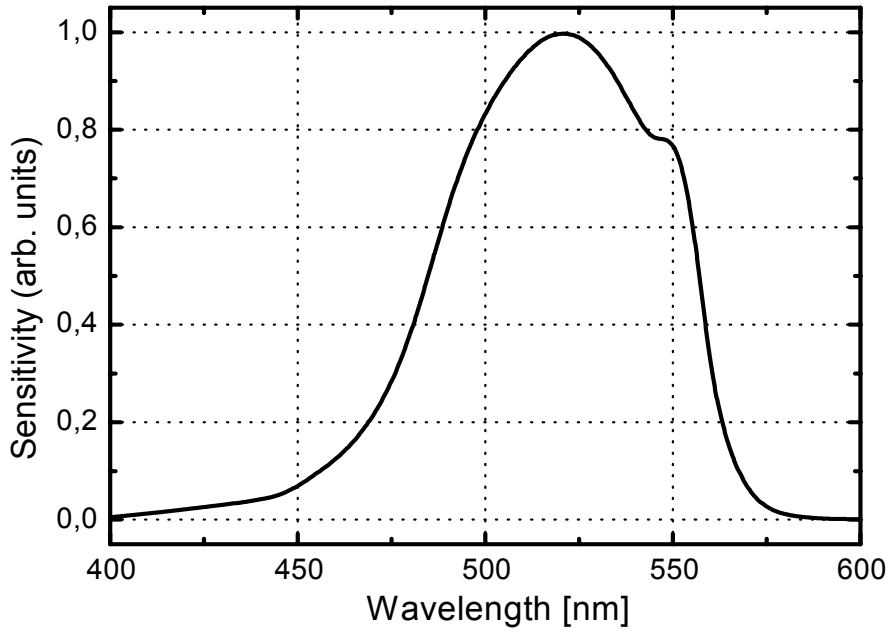
Labeling

Type	Typ. I _D [pA]	Typ. S _λ [A/W]	Lot N°	Quantity
EPC-525-0.5				

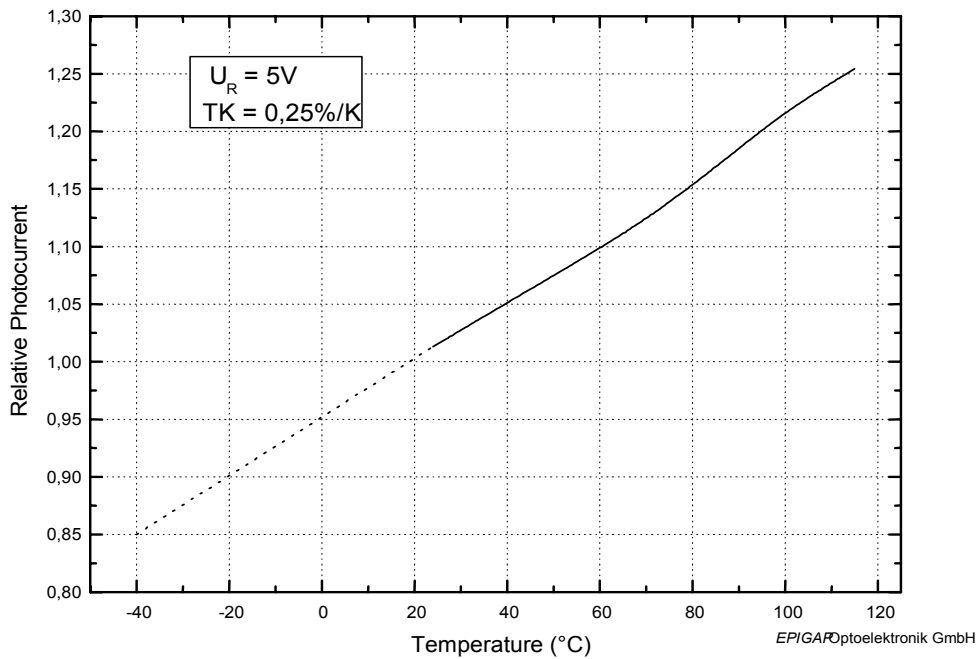
Packing: Chips on adhesive film with wire-bond side on top

*Note: All measurements carried out with *EPIGAP* equipment

Typical sensitivity spectrum



Relative Photocurrent vs. Temperature of EPC-525-0.5



Dark Current vs. Temperature of EPC-525-0.5

